




# Activity 1

Color the pictures. Say the name of each picture.



school bag



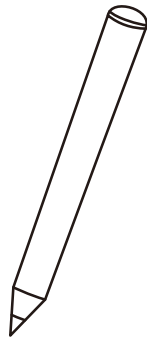
chair



teacher



friend




pencil

(Visit [www.alyssaliang.com](http://www.alyssaliang.com) for more free learning material.)



# Activity 2




Draw a path through the maze to find your way to your classroom. What do you do on your way?



put on my new school bag




talk to my new teacher



sit on my new chair



write with my new pencil



laugh with my new friend








(Visit [www.alyssaliang.com](http://www.alyssaliang.com) for more free learning material.)



# Activity 3

Color the picture that matches the first picture in each row. Why are the other two pictures different?



(Visit [www.alyssaliang.com](http://www.alyssaliang.com) for more free learning material.)



# Activity 4

Say the sound of each letter. Color the pictures that begin with the same sound.

p



bag



pencil



pants


t



teacher



bag








taxi



# Activity 5

Test your understanding of the story. What is going on in each picture? What do you do with it/him/her?



Teacher's comments: \_\_\_\_\_

(Visit [www.alyssaliang.com](http://www.alyssaliang.com) for more free learning material.)