



# Activity 1

Color the picture. What are the children dressed up as?



witch

spiderman


ghost

fairy

(Visit [www.alyssaliang.com](http://www.alyssaliang.com) for more free learning material.)



## Activity 2 Treasure Hunt: help the children find the treasure.





(Visit [www.alyssaliang.com](http://www.alyssaliang.com) for more free learning material.)




## Activity 3

Draw lines to the pictures that belong to the Halloween Party. Say the names of the games.



# Halloween Party




(Visit [www.alyssaliang.com](http://www.alyssaliang.com) for more free learning material.)




# Activity 4 Letters F and f

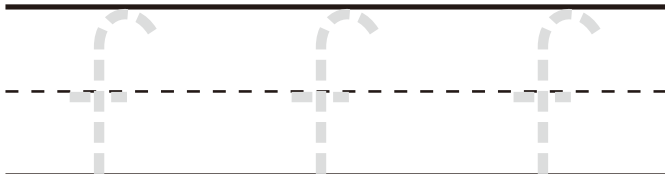
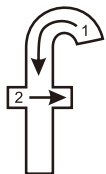
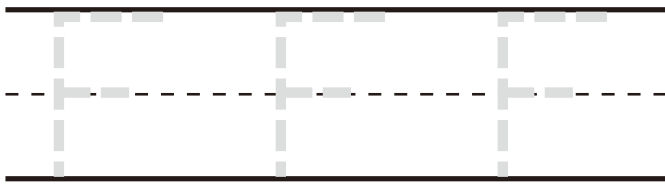
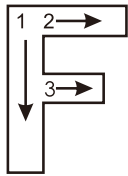
1. Say the name of the letter and its sound.



2. Color the flowers with letters F and f.




3. Trace the letters.





# Activity 5


Test your understanding of the story. What do the children do at the Halloween Party?



Treasure Hunt



Pass the Pumpkin




Witches' Hat Ring Toss



Build the Skeletons



Eyeball Hunt



Make Zombie Laugh

Teacher's comments: \_\_\_\_\_